

Welcome to the K12 School Online Shop

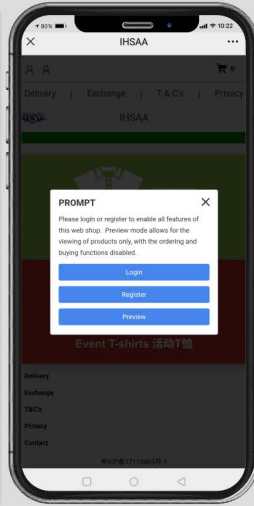
The following instructions are for logging in and purchasing school items through the assigned school online shop

To access the school online shop, simply scan the QR code or follow the link provided by the school

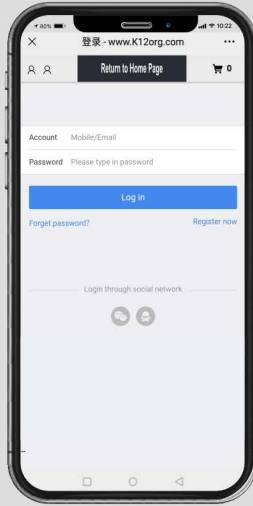


This QR Code is for demonstration purpose only

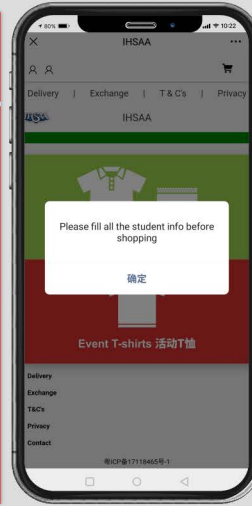
1 Registration/Login



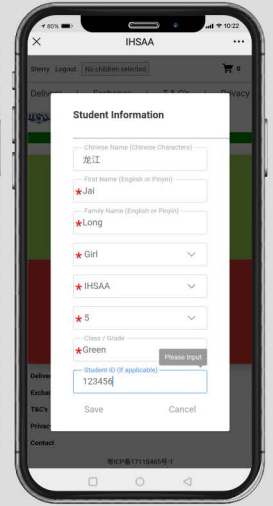
Click "Register" to set up your account. You can use an email address/mobile phone number or wechat/QQ



2 Child Registration



Next, register your "Child". You can register multiple children

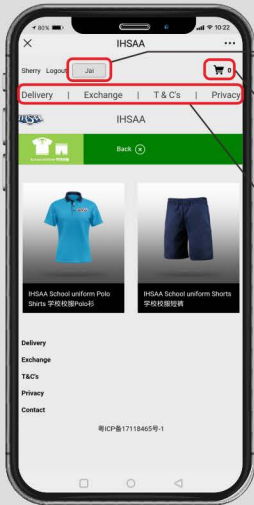


Click "Add+" to fill in the student information.

3 Choose Category



Choose your category, for example, "School Uniform".



Select the item you want to Purchase.

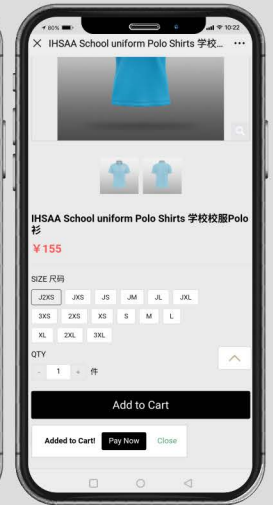
Child selection Button
Shopping Cart Button
Information Buttons

The online shop is bilingual. On the home page, you can switch between English and Chinese

4 Choose Product

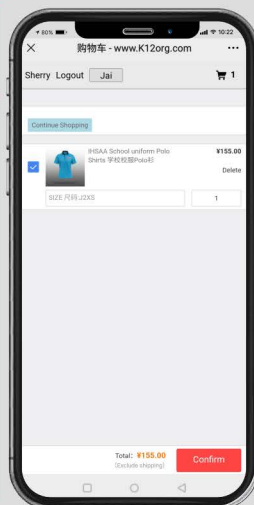


Select your size and quantity

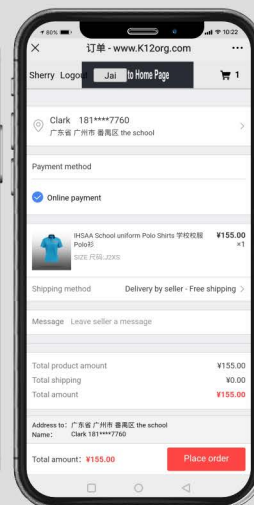


Click "Add to Cart", then "Pay Now" or continue shopping

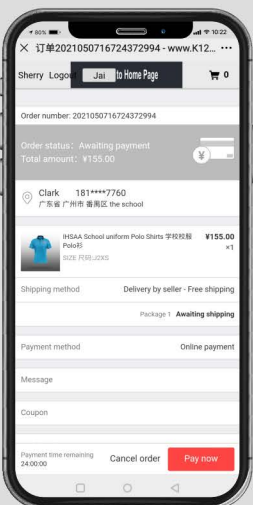
5 Purchase



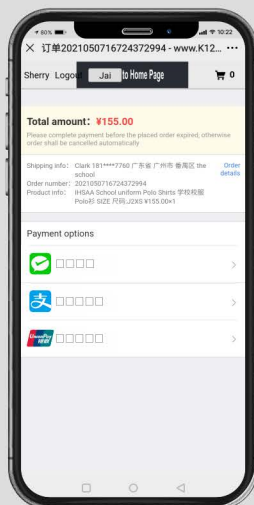
You can check your order details in the "Order details" page.



Submit order page: School address is always the default address.



The order will only go through if payment has been made



Contact

Email: inquiries@pdmgroup.asia
Ph: 020-84717760
Mob: 18124287760

After-sales service:
(Workdays, 09:00-18:00pm)